



► **EUROPEAN FACT SHEET**

LATEST STATISTICS FOR THE
EUROPEAN SPORT AND PHYSICAL
ACTIVITY LABOUR MARKET

**PUBLISHED IN
DECEMBER 2023**



**Co-funded by
the European Union**

THE EUROPEAN UNION (EU-27+UK) AND ITS LABOUR MARKET IN 2022

Source: Eurostat and UK Office for National Statistics (2019-2022)


EU-27+UK total population, total employment and rate of unemployment

TOTAL POPULATION IN 2022
514 244 947


TOTAL EMPLOYMENT*



Total unemployment rate EU-27+UK**




Youth unemployment rate EU-27+UK***




* Total employment is the total number of employed persons (both employees and self-employed) in all sectors
 ** The unemployment rate is the number of people aged 15 to 64 years old unemployed as a percentage of the active population.
 *** People aged between 15 and 24 years old


Total employment EU-27+UK - By gender




Total employment EU-27+UK - By age band



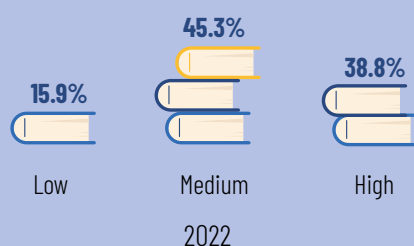
Total employment EU-27+UK - By professional status



Total employment EU-27+UK - By type of contract



Total employment EU-27+UK - By level of education*



* The statistics on level of education collated from Eurostat refer to ISCED levels (Levels 0-2 for low education, Levels 3-4 for Medium education, and Levels 5-8 for High education)

	ISCED 2011 (data from 2014 onwards)
Low education	Levels 0-2
Medium education	Levels 3-4
High education	Levels 5-8

THE SPORT AND PHYSICAL ACTIVITY SECTOR AND ITS LABOUR MARKET IN EU-27+UK

From 2011 to 2022 - Latest official statistics available for the sector

This part of the fact sheets which gathers 3 distinctive sections presents the main findings from the analysis of the latest official statistics collated at both the national and European level through National Statistics Offices (NSO) and Eurostat. For the purpose of the factsheet, statistics are provided only for the period from 2011 to 2022 to underline tendencies and realities.

It is important to remind that the year 2020 saw a sudden, unexpected and severe pandemic starting in March and the whole society all over the world has been directly impacted by Covid-19 including the sport sector. It was then decided to make a focus on the variation of the sport labour market from 2019 to 2020 and to underline the statistics for 2022 to be able to understand better the recovery situation.

This fact sheet gathers the latest available statistics for the sport labour market. EOSE ambition is to produce such fact sheet on an annual basis.

When looking at the next pages and interpreting trends, it is important for readers to note that in 2020 there was a change in the methodology used by the National Institute of Statistics and Economic Studies (INSEE) in France. This may have resulted in a significant number of workers being counted as part of the sport labour force who were not previously included in the statistics for 2011-2019.

RESEARCH METHODOLOGY

Scope: the widest sport and physical activity sector defined by the Council of Europe (2001) as "all forms of physical activity which, through casual or organised participation, aim at expressing or improving physical fitness and mental well-being, forming social relationships or obtaining results in competition at all levels". In this fact sheet we are using the word "sport" having the meaning of the broad sector of "sport and physical activity".

To summarise our statistical definition for the sport labour market, the ambition of the work carried out was to liaise with Eurostat and National Statistics Offices (NSO) to collate all official statistics available on the number of:

- Persons having a sport and fitness occupation (ISCO 342*) in an organisation whose main business is the provision of sport (NACE 93.1*), e.g. professional athletes, coaches (Box I on the summary chart below)
- Persons having a non-sport and fitness occupation (Other ISCO codes) in an organisation whose main business is the provision of sport (NACE 93.1), e.g. managers (Box III on the summary chart below)
- Persons having a sport and fitness occupation (ISCO 342) in an organisation whose main business is not the provision of sport (Other NACE codes), e.g. a fitness instructor working in a hotel (Box II on the summary chart below)

* ISCO - "The international standard classification of occupations". ISCO divides jobs into 10 major groups of occupations and sport specific occupations are listed under ISCO3 Technicians and associate professionals and more precisely under the sub-group ISCO 342 Sport and Fitness Workers (3421 - Athletes and Sports Players; 3422 - Sports Coaches, Instructors and Officials; 3423 - Fitness and Recreation Instructors and Programme Leaders).

** NACE - "Statistical classification of economic activities in the European Community". NACE is a basically four-digit classification providing the framework for collecting and presenting a large range of reliable and comparable statistical data according to economic activity. The codes under NACE 93.1 (Sport activities) define the organisations whose main business is the provision of sport (93.11 Operation of sports facilities; 93.12 Activities of sport clubs; 93.13 Fitness facilities; 93.19 Other sports activities).

Research methodology used by EOSE for the collection of available statistics for the sport sector can be summarised as follows:

		ACTIVITIES NACE CODES	
		93.1 NACE	OTHER NACE CODES
OCCUPATIONS ISCO CODES	342 ISCO	I	II
	OTHER ISCO CODES	III	

SECTION 1 - SIZE AND CHARACTERISTICS OF THE SPORT LABOUR MARKET IN EU27+UK

Source: Eurostat and National Statistics Offices (2011-2022)

1.1 SIZE OF THE EUROPEAN SPORT LABOUR MARKET (EU27+UK)

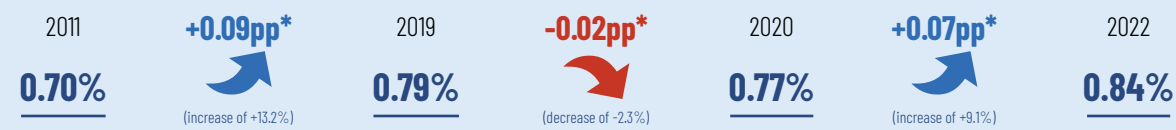
EU-27+UK Sport Labour Market (= Total Sport Employment)



• Top 5 countries (representing 69.3% of the EU-27+UK Sport Labour Market in 2022)



EU-27+UK Sport Labour Market as a share of Total Employment



• Top 5 countries in 2022

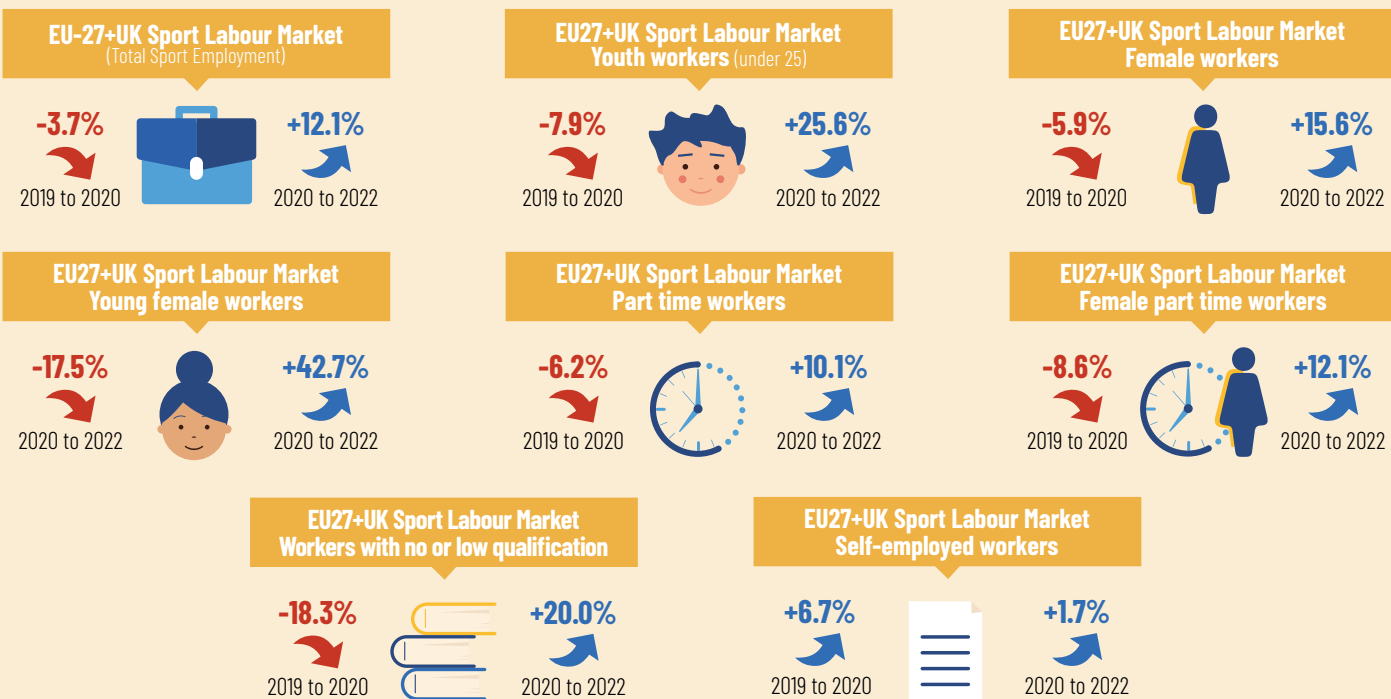


*percentage point

1.2 MAIN FINDINGS ON THE IMPACT OF COVID-19 ON THE EU-27+UK SPORT LABOUR MARKET AND ITS RECOVERY SITUATION

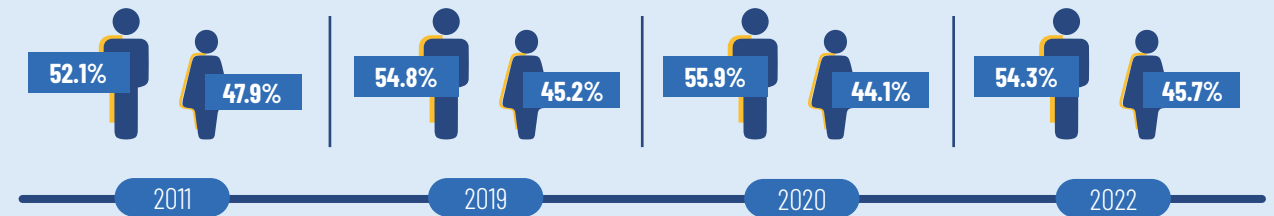
YEAR 2019 TO YEAR 2020 TO YEAR 2022

EU-27+UK Sport Labour Market characteristics (variation from 2019 to 2020 and from 2020 to 2022)

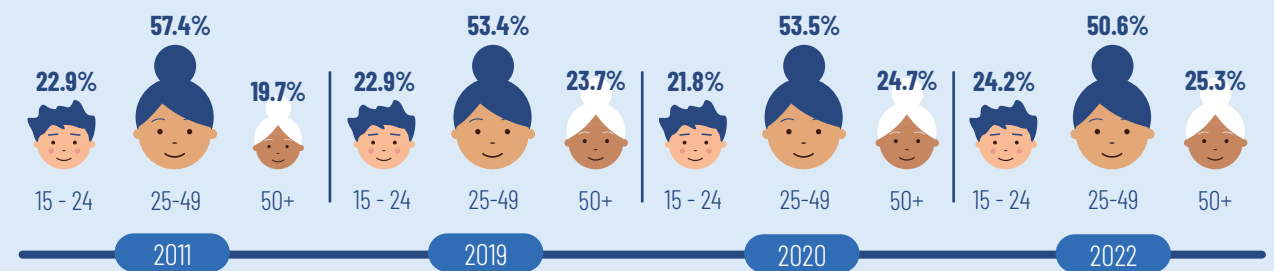


1.3 CHARACTERISTICS OF THE EUROPEAN SPORT LABOUR MARKET (EU27+UK)

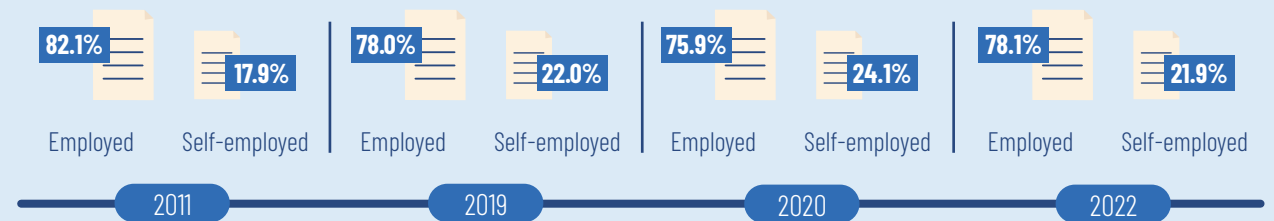
EU-27+UK Sport Labour Market - By gender



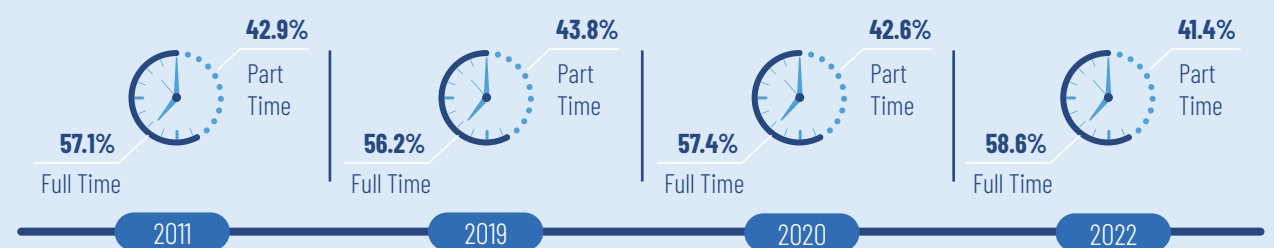
EU-27+UK Sport Labour Market - By age band



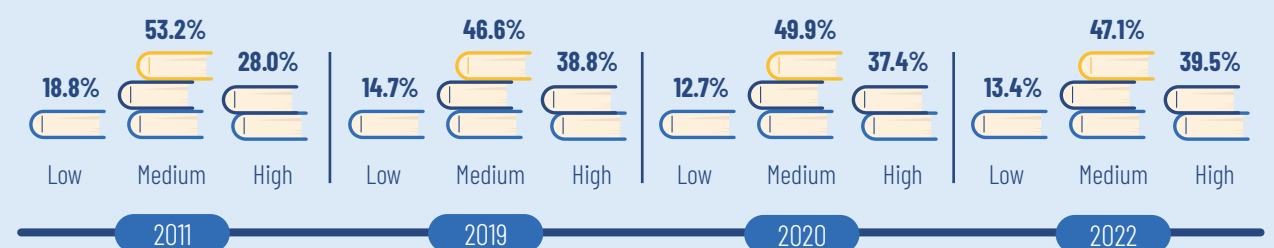
EU-27+UK Sport Labour Market - By professional status



EU-27+UK Sport Labour Market - By type of contract



EU-27+UK Sport Labour Market - By level of education

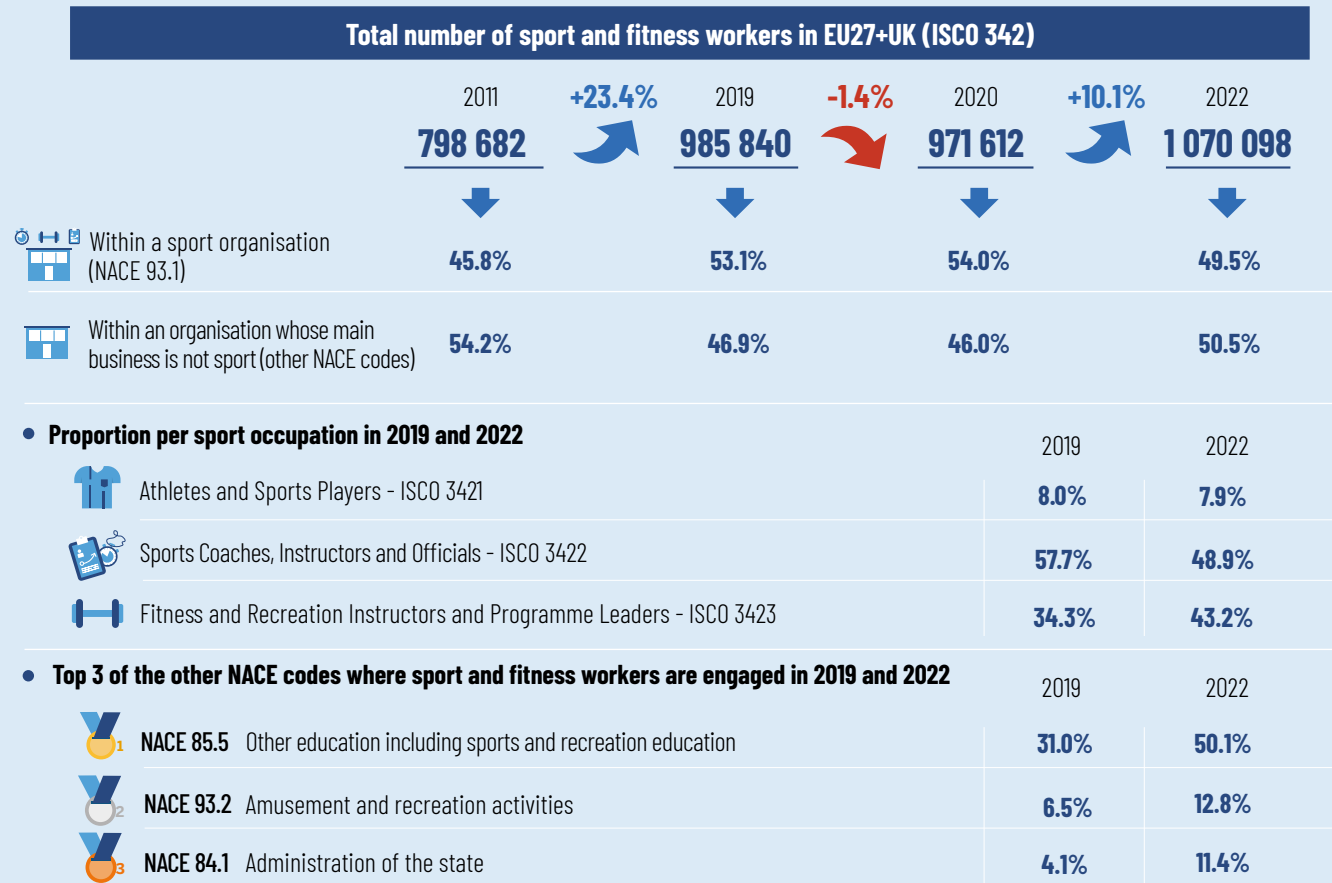


SECTION 2 – PEOPLE HAVING A SPORT AND FITNESS OCCUPATION IN EU27+UK (ISCO 342)

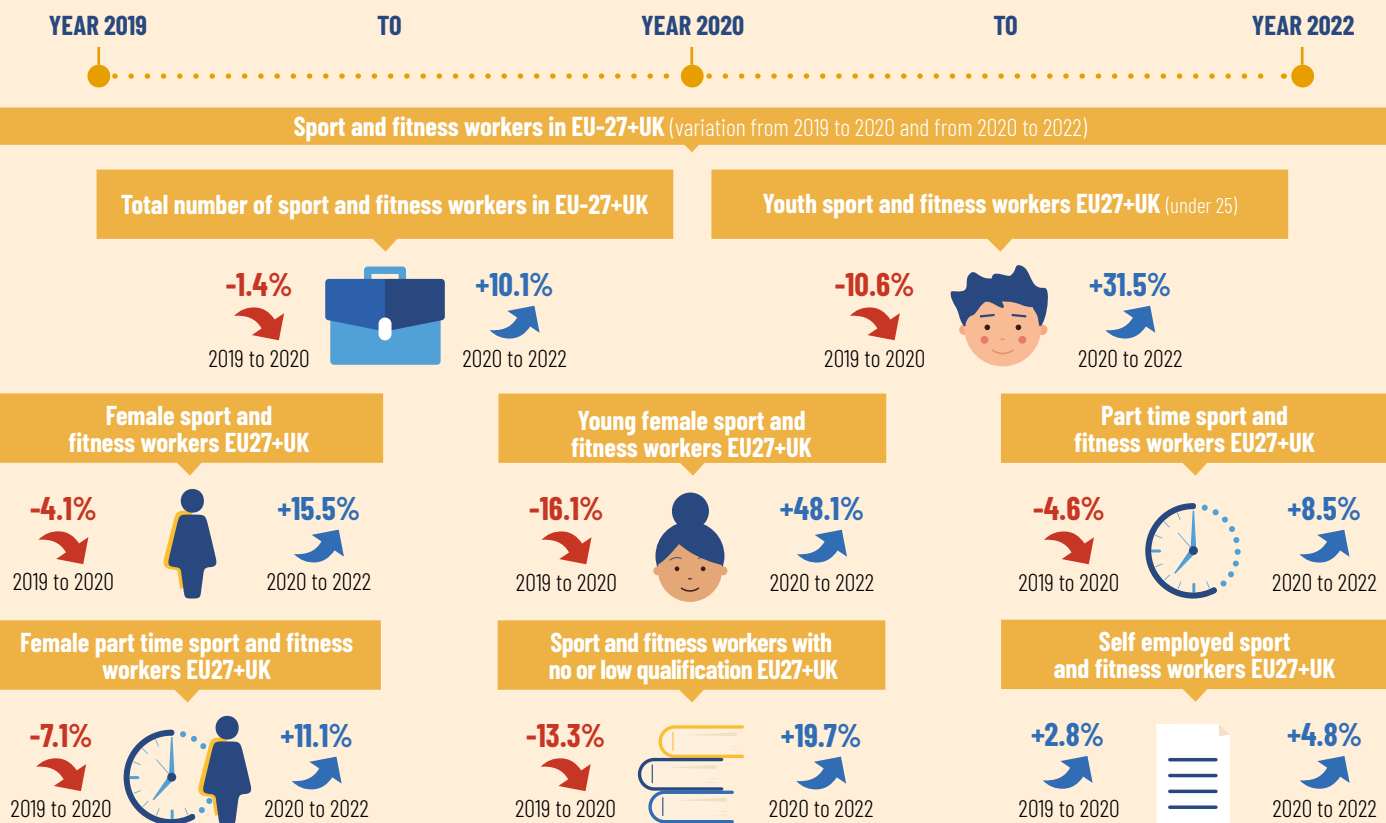
ISCO 342 Sport and fitness workers comprises ISCO 3421 – Athletes and Sports Players; ISCO 3422 – Sports Coaches, Instructors and Officials; ISCO 3423 – Fitness and Recreation Instructors and Programme Leaders.

Source: Eurostat and National Statistics Offices (2011–2022)

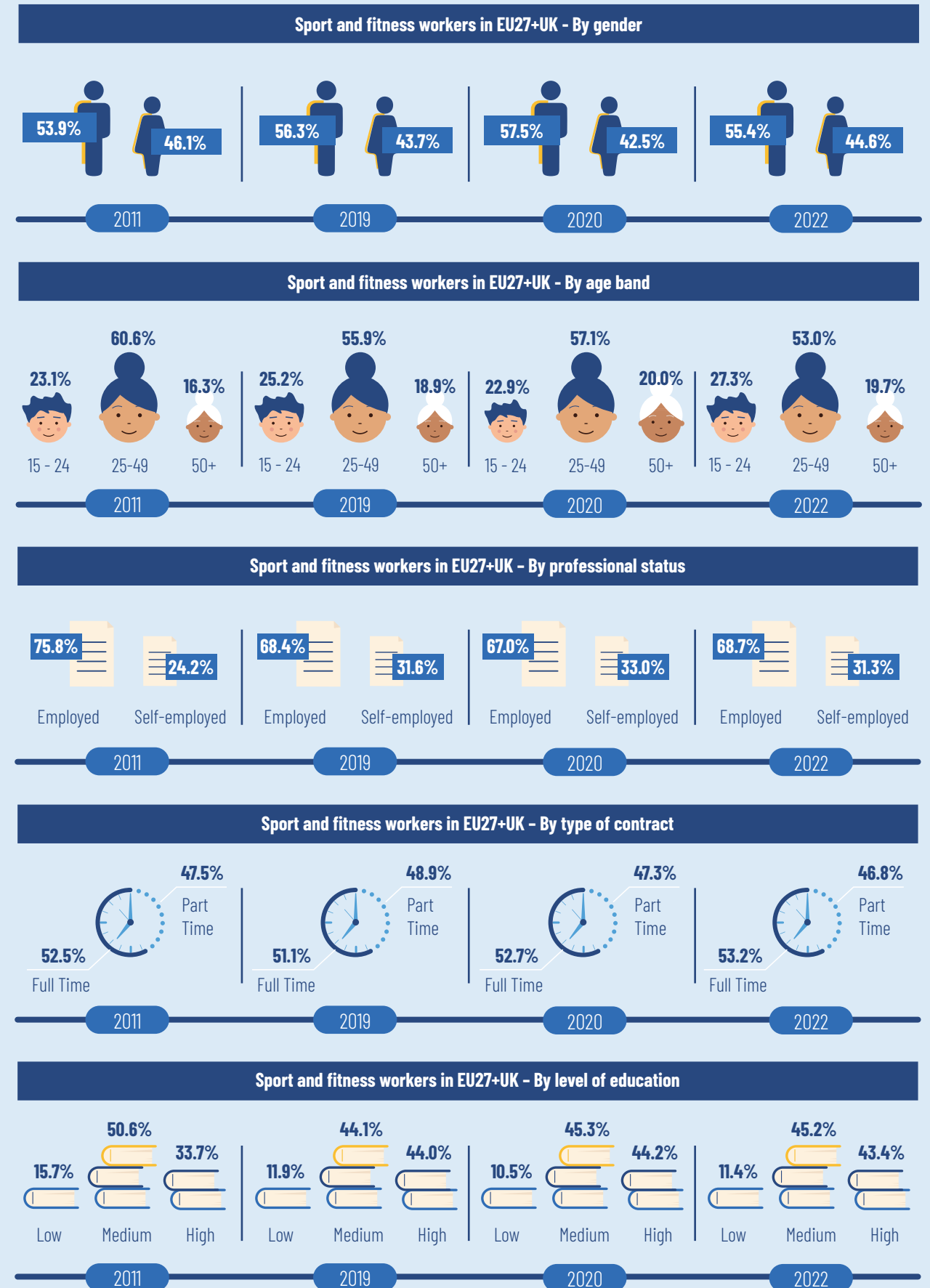
2.1 TOTAL NUMBER OF PEOPLE HAVING A SPORT AND FITNESS OCCUPATION IN EU27+UK (ISCO 342)



2.2 MAIN FINDINGS ON THE POTENTIAL IMPACT OF COVID-19 ON SPORT AND FITNESS WORKERS IN EU-27+UK AND THE RECOVERY SITUATION



2.3 CHARACTERISTICS OF PEOPLE HAVING A SPORT AND FITNESS OCCUPATION IN EU27+UK (ISCO 342)



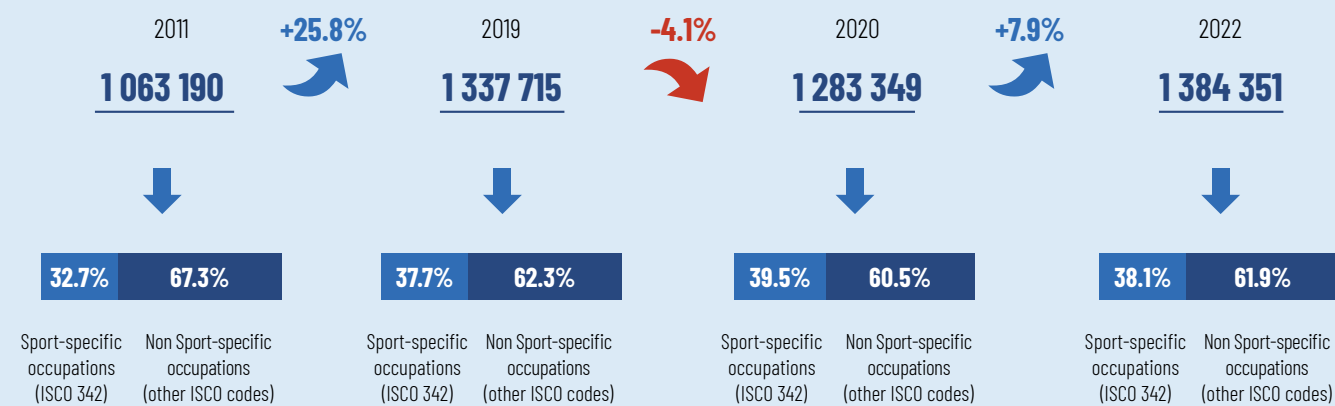
SECTION 3 - PEOPLE WORKING IN A SPORT ORGANISATION IN EU27+UK (NACE 93.1)

NACE 93.1 (Sport activities) includes all organisations whose main business is the provision of sport (93.11 Operation of sports facilities; 93.12 Activities of sport clubs; 93.13 Fitness facilities; 93.19 Other sports activities)

Source: Eurostat and National Statistics Offices (2011 - 2022)

3.1 TOTAL NUMBER OF PEOPLE WORKING IN A SPORT ORGANISATION IN EU27+UK (NACE 93.1)

Total number of people working in a sport organisation in EU-28 (NACE 93.1)



3.2 MAIN FINDINGS ON THE POTENTIAL IMPACT OF COVID-19 ON PEOPLE WORKING IN A SPORT ORGANISATION IN EU-27+UK AND THE RECOVERY SITUATION

YEAR 2019 TO YEAR 2020 TO YEAR 2022

People working in a sport organisation in EU-27+UK (variation from 2019 to 2020 and from 2020 to 2022)

Total number of people working in a sport organisation in EU-27+UK



Youth working in a sport organisation EU27+UK (under 25)




Female working in a sport organisation EU27+UK



Young female working in a sport organisation EU27+UK



Part timers working in a sport organisation EU27+UK



Female part timers working in a sport organisation EU27+UK



With no or low qualification working in a sport organisation EU27+UK

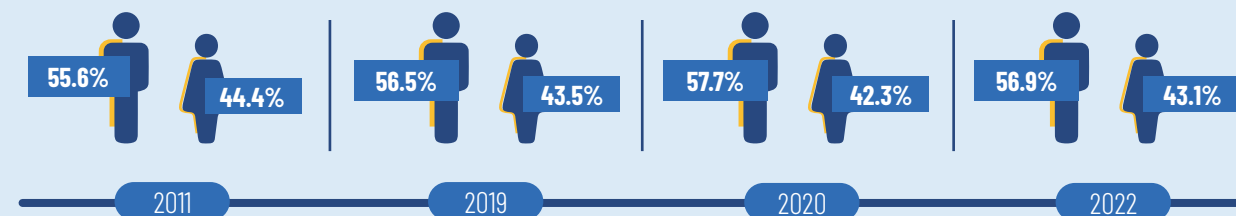


Self-employed persons working in a sport organisation EU27+UK

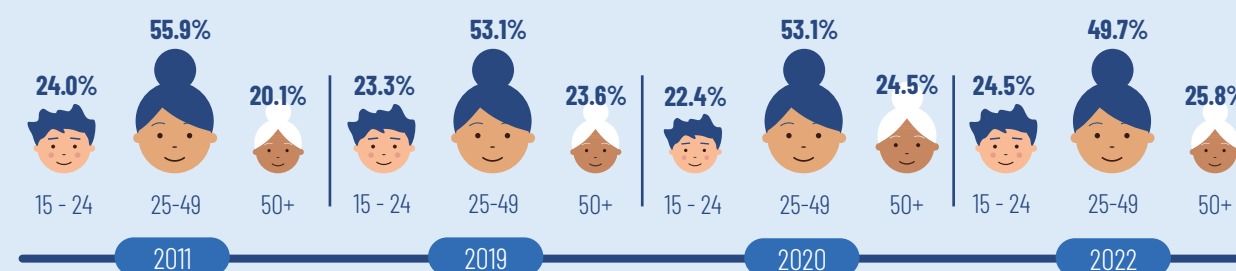


3.3 CHARACTERISTICS OF PEOPLE WORKING IN A SPORT ORGANISATION IN EU27+UK (NACE 93.1)

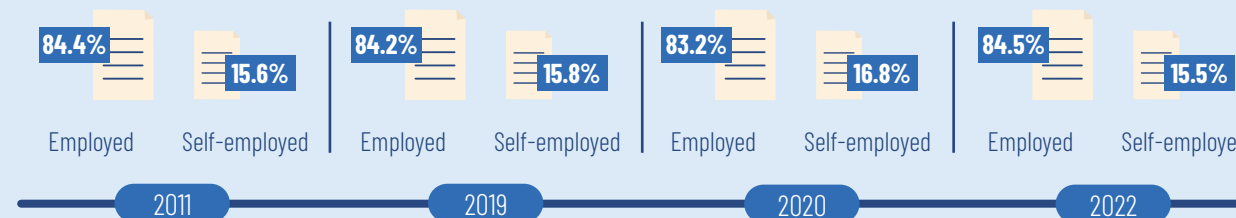
People working in a sport organisation in EU27+UK - By gender



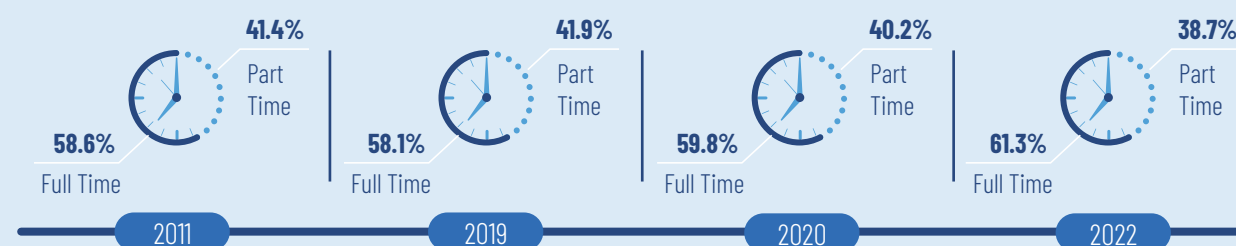
People working in a sport organisation in EU27+UK - By age band



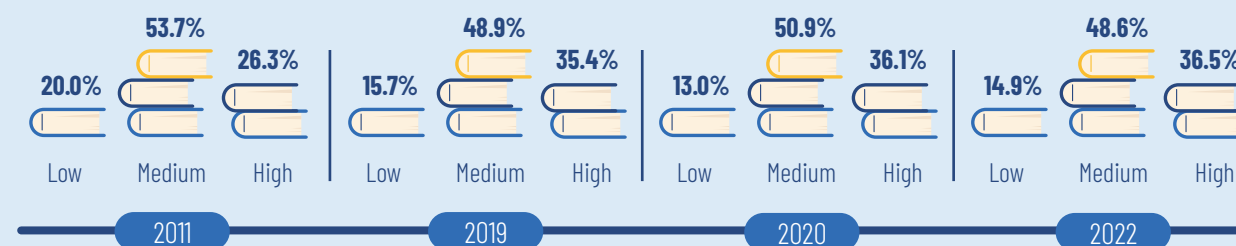
People working in a sport organisation in EU27+UK - By professional status



People working in a sport organisation in EU27+UK - By type of contract



People working in a sport organisation in EU27+UK - By level of education



THE OVERALL AMBITION

The overall ambition of EOSE and its networks of members and partners all over Europe is to collate, analyse and publish new knowledge and latest statistics about the European sport labour market on an annual basis.

To make an impact on the overall sector and allow it to unlock its recognised and growing potential to improve peoples' lives and have an impact on health, employment and the economy in Europe, it is necessary to have a precise idea of the size and characteristics of the current labour market, as well as information about its evolutions and tendencies. And this is even more important to get such information now with the overall EU context and following the worldwide unexpected and sudden pandemic which has impacted our sector.

The ambition of this factsheet is to publish latest official statistics about the size and evolution of the sport labour market but also to breakdown these statistics by gender, age, level of education, type of employment (employed or self-employed) and type of working contract (full-time or part time) to get a better understanding of the realities and tendencies.

It is important to underline that the content of this annual factsheet is the best information available and should not necessarily be seen as the exact reality of the sector. The ambition of such ongoing work is to publish a maximum of available official statistics at the European and national level to underline main findings and tendencies and to help create policy discussions, concrete impact and potential collaborations through the sector.

Various sources such as Eurostat and National Statistics Offices (NSO) have been used to develop this fact sheet which means methodologies of collection might differ slightly in some cases and statistics should be considered carefully.

The fact sheet is a summary paper so it doesn't gather all available data collected by EOSE about the European sport labour market.

We invite you to visit EOSE website (www.eose.org) if you are willing to consult more detailed information about the sport labour market at both the European and national level. National fact sheets have been developed for each of the 27 EU Member States as well as for the United Kingdom and you can also find a European Research Report gathering all main statistics and providing an analysis of the current situation.

CONTACT DETAILS



EOSE
1, Grande rue des Feuillants
69001 Lyon
France

Email: eosesec@eose.org / Tel: 0033 (0) 437 431 939



www.eose.org



Co-funded by
the European Union

Funded by the European Union. Views and opinions expressed are however those of the author(s) only and do not necessarily reflect those of the European Union or the European Education and Culture Executive Agency (EACEA). Neither the European Union nor EACEA can be held responsible for them.